



EAST TROY

COMMUNITY SCHOOL DISTRICT


Committed to the Growth & Success of Each Student, Each Year

Mission Statement: Ensuring and providing 21st century learning through: engaged student learning, quality teaching, strong leadership, rigorous coursework, and community service opportunities while demonstrating efficiency and effectiveness for the betterment of the students and community.

School Board Annual Meeting: 2017-18



Annual Meeting Agenda

- I. Call to Order
 - II. Pledge of Allegiance
 - III. Election of a Temporary Chairperson
 - IV. Appoint Recording Clerk
 - V. Annual Voluntary Service to Education Awards
 - VI. District Administrator's Report / State of the District
 - A. District Celebrations, Direction, History, Trends, and Statistics
 - B. Student Achievement
 - C. Additional Data Points
 - VII. Treasurer's Report
 - VIII. Presentation of the Budget
 - IX. Hearing on the Budget
 - X. Resolution A - Adoption of Tax Levy
 - XI. Resolution B - Salaries for Board of Education Members
 - XII. Resolution C – Set Date and Time for 2018 Annual Meeting
 - XIII. Resolution D – Acquisition of Real Property
 - XIV. Resolution E – Leasing of Property
 - XV. New Business
 - XVI. Adjourn
- 

V: Voluntary Service to Education Award

Congratulations and Thank You to **Eric Kramer**




East Troy, WI 53120 • (262) 642-7837 WEDNESDAY, MARCH 16, 2016



Hot off the griddle

Above: Luke Van Hensbergen takes into his flipbooks at Samuro's Kwanzaa Club family pancake breakfast at East Troy High School.
 At right: Silas Helms (center) teaches Potstake Making 101 to School District Administrator Chris Hiner (right) while dad Judy Helms looks on. The annual event included visits with Misses the Clown, face painting, a green-screen photo booth and other family friendly activities.



Clockwise from top: Village of East Troy Police Chief Ann Boyce gives a warning ticket to international student; Steve Nozler Anderson for a faulty taillight on the used car he just purchased during East Troy High School's Realty Store on March 2; Lauren Hunter works out her budget; and Biree McAllister interviews high school Co-Principal Stacy Klahn while Anyeka Firench films a segment for the high school's Broadcasting Club. Realty Store is a required financial literacy course, which is held twice a year.



VI.A: Celebrations

There is too many to fit on one slide! Here are a few:

- Strongly committed to PLE (Personalized Learning Environments) - PLE surveys, speaking engagements, letters in support, tours, and student perceptions survey
- Meet or exceed 48-58% of students reaching their individual growth target for math and reading (2016-17: 57.6% reading, 58.8% math | 2015-16: 55.9% reading, 54.5% math)
- 109 students took 225 AP Exams with 91 students earning a score of 3 or higher on at least one exam
- Recognized by US News as one of the best high schools for 2013, 2014 and 2015 school years.
- HS Band Ensembles received perfect scores at 2015 State and a rating of 1st at the 2012 and 2013 State Jazz Festival
- More than 300 medals were earned by ETMS band and choir students at the 2015-16 WSMA District Solo Ensemble Festival and 200 medals at the 2016-17 Festival
- 6.4% of our teaching staff was National Board Certified during the 2015-16 school year and now 8.6% (1% of WI teachers are NBC)
- Two HS English courses collaboratively wrote and published two novels titled, "Epoch" and "First Draft".
- District 24.7 million dollar facility referendum questions almost complete - District wide improvements to support student learning
- First in State of Wisconsin to provide SmartLabs to our students (Prairie View and MS - 2016-17).
- Little Prairie Primary being the first in the nation to have a SmartLab completely dedicated to primary-aged children
- State and world recognized Fab Lab
- Class of 2020 will have had the opportunity to take Robotics all three years in middle school and continue through high school
- ETHS has earned a Global Education Achievement Certificate (1 of only 59 schools in 2015)
- Wrap around day care with partnership with YMCA beginning in 2017-18 school year
- Continuing to represent strong fiscal responsibility (tax levy and current impact of referendum projects)
- Continuing to update by creating new and revised programming opportunities
- 107 Partnerships during the 2015-16 school year and 126 during 2016-17


VI.A: 21st Century Learning Committee

VISION STATEMENTS

- Time for learning – remove barriers
- Competency based education – look at outcomes, not being defined by grade or age
- School partnerships with community members/parents/agencies/higher education
- Provide meaningful, practical application skills through assignments/projects
- High quality instruction – more engagement/interest, meeting the needs of all learners
- Utilizing resources, creating self-directed learners
- High levels of accountability for students and staff
- Creating opportunities through individualized experiences to encourage self directed learning



VI.A: District Goals

- Ensuring a year to a year plus of learning growth for each child, each year
 - Ensuring programming opportunities through systems and practices that recognize the talents of each child in an era of globalization
 - Ensuring individualized learning by engaging students with a personalized learning environment
 - Employing the highest quality professional staff
 - Adapting facilities for current and future educational needs
 - Demonstrating fiscal responsibility through efficiency and effectiveness
- 


VI.A: Personalized Learning Environment

- **Proficiency Based Progress** (Essential Understandings and Learning Targets)
- **Customized Learning Paths** (Policy 112 - learning experiences and practices that empower the learner)
- **Learner Profiles** (Convey a deep understanding of the learner that is used to assist with a customized learning path)

**Creating a school system that places the individual learner
at the center of the learning process**




VI.A: District Approaches

- Increased approaches of PLE's within classroom and building environment
 - Improved Teacher and Leadership Practices
 - Professional Development
 - Develop curriculum renewal process that supports PLE's and core content
 - Continue to develop and communicate core content - E.U.'s and Learning Targets
 - Align assessments to learning targets and provide timely and quality feedback for learning
 - Shift to flexible summative assessments
 - Reporting Student Learning and Progress / Grading
 - Digital Media Integration
 - Align programming / increase programming that supports the 5 C's
 - Community Extensions / Partnerships
 - Project-Based Learning (PBL)
 - Communications
 - Birth to Four Services
 - Facilities
 - Global Literacy
 - Comprehensive Data System - student data and review
 - Student Profiles
- 



VI.A: Challenges

- Student Data - Quantitative and Qualitative
 - Enrollment / Open Enrollment
 - Community / Society / People perceptions
 - Funding
 - Politics
 - Four Generations working side by side
 - Creating a school system that places the individual learner at the center of the learning process (PLE)
 - Time
 - Each of us - personal biases and experiences related to education
 - Each of us - improving upon our capacity related to our own practices and dispositions that support the ETCSD
- 

VI.A: Headcount Definition (Actual Enrollment)

Head Count is the number of students attending ETCSD (students in desks), regardless of their resident district. Revenue Limit is not calculated on Headcount.

Includes Students Who Are

- ETCSD Residents
- Open-enrolled IN
 - Non-residents enrolled at ETCSD

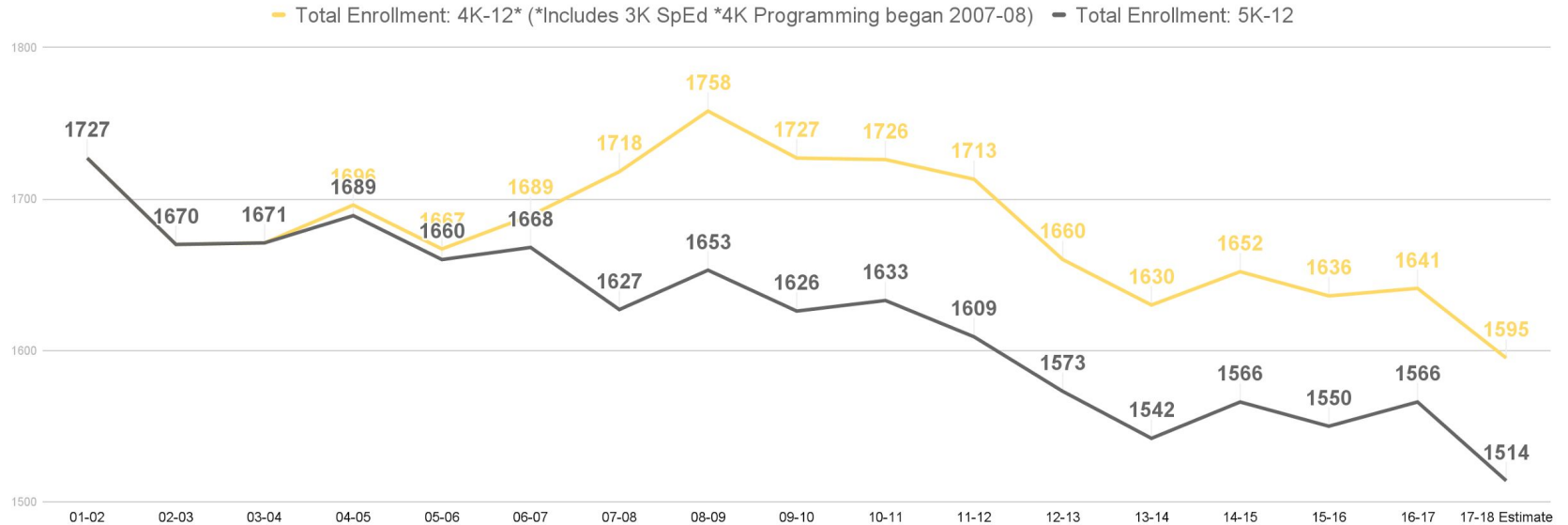
Excludes Students Who Are

- Enrolled in alternative/off-site placements
- Open-enrolled out
 - Residents enrolled outside the district

The enrollment numbers in the following charts are as of September of each year, except for the estimate for the current year

VI.A: Impact of 4K Enrollment

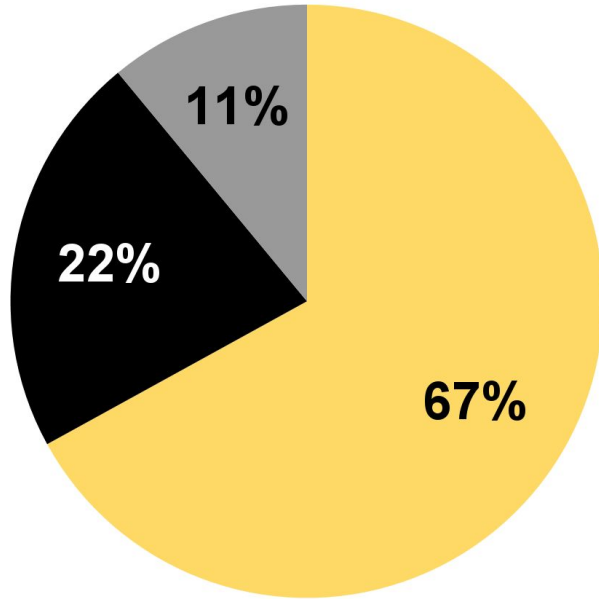
East Troy Enrollment and Resident Count Based Upon September Count



VI.A: General Fund Components

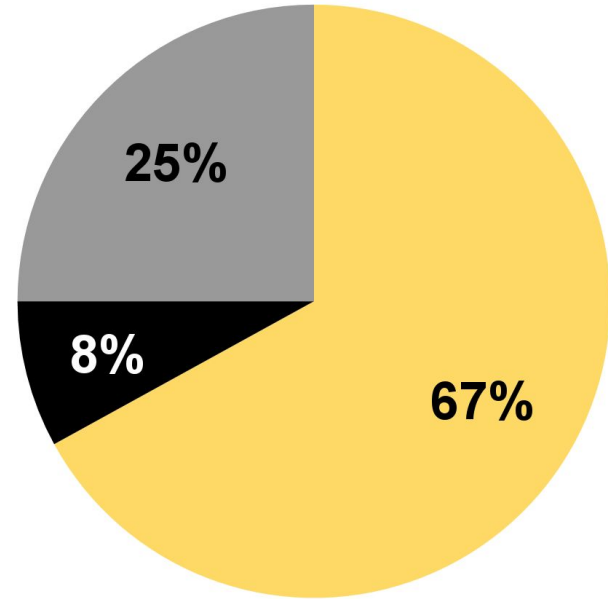
2017-18 Revenues

● Property Taxes (LOCAL) ● Equalization Aid (STATE) ● Other



2017-18 Expenditures

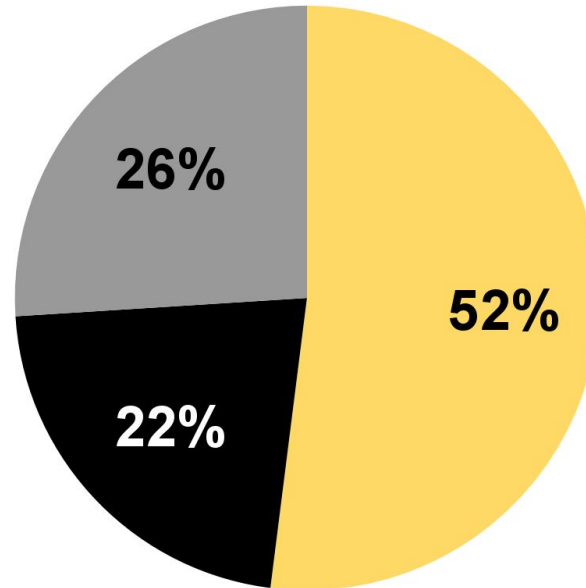
● Salaries & Benefits ● Fund 27 Transfer ● Other



VI.A: General Fund & Fund 27 (Salaries/Benefits)

2017-18 General Fund & Fund 27 Salaries and Benefits

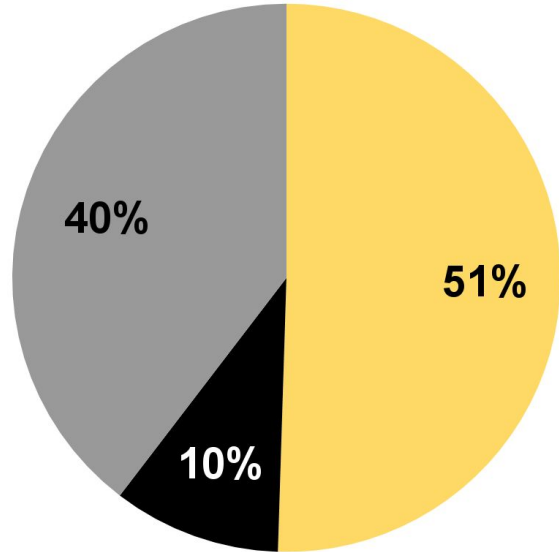
● Salaries ● Benefits ● Other



VI.A: Salary/Benefit Distribution by Staff

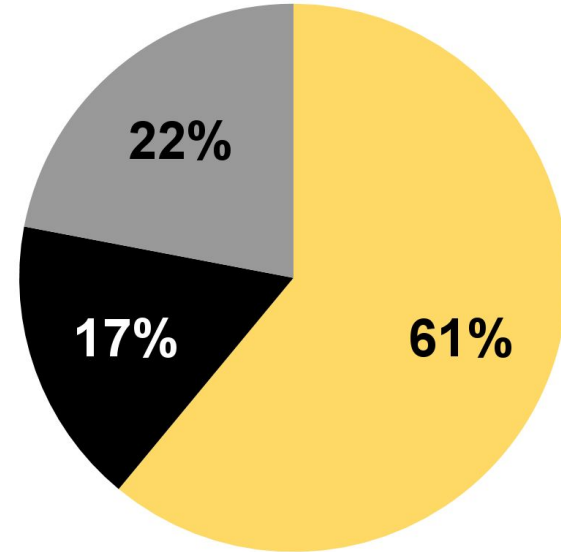
2017-18 Salaries and Benefits Distribution (FTE)

● Teachers ● Admin ● Support Staff



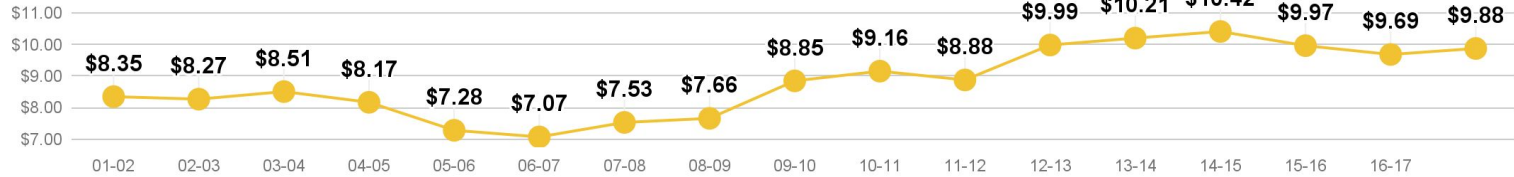
2017-18 Salaries and Benefits Distribution (Cost on Budget)

● Teachers ● Admin ● Support Staff

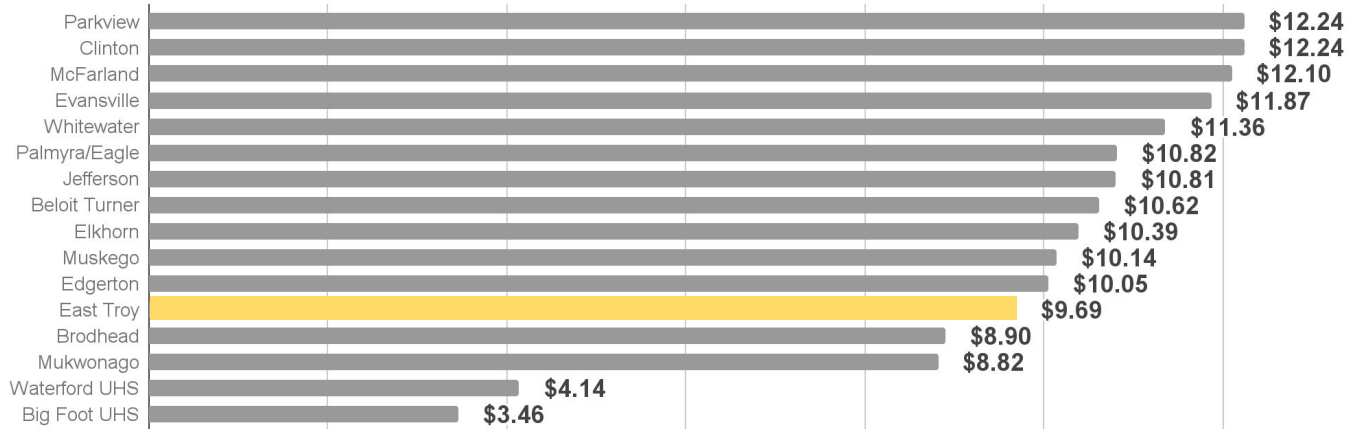


VI.A: Mill Rate

East Troy Community School District Mill Rate



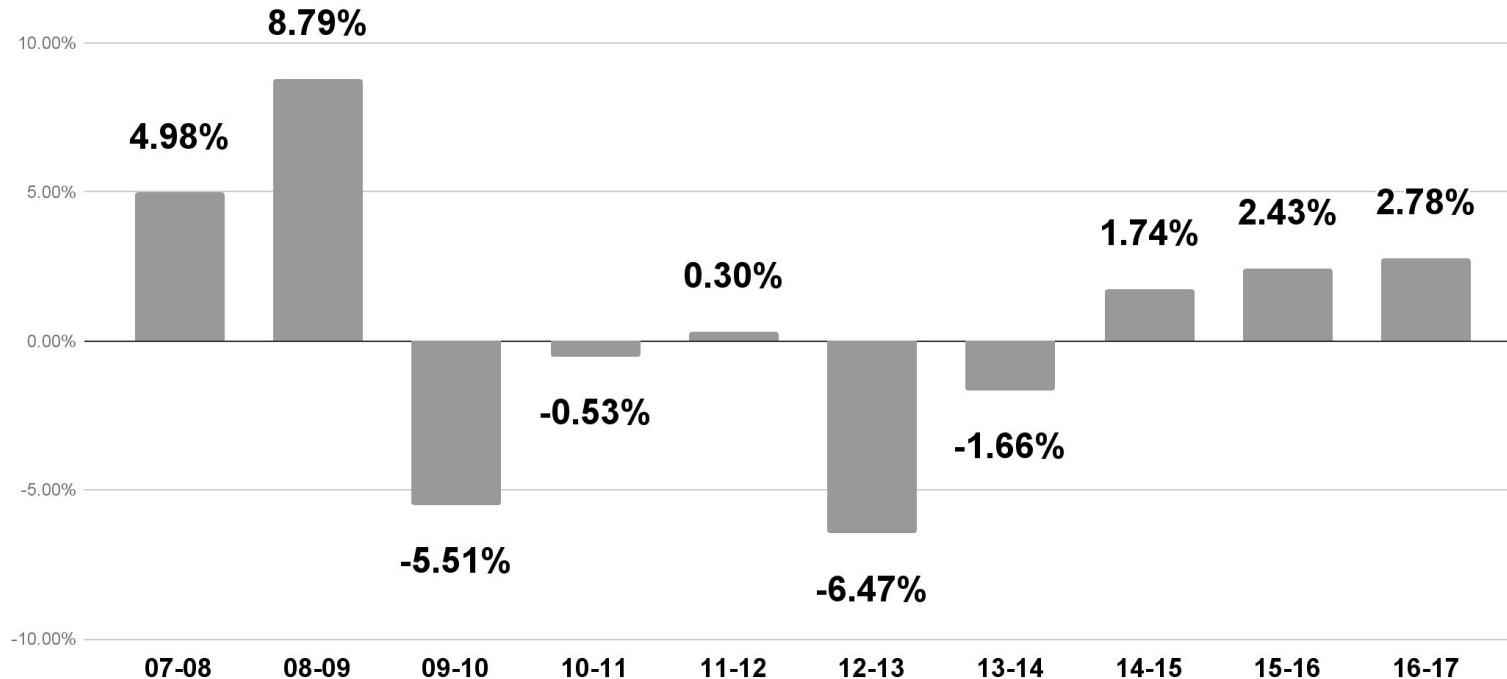
2016-17 Rock Valley Athletic Conference and Local Mill Rate



See Appendix "Rock Valley Athletic Conference 2015-16 Equalized Tax Levy Information" for Comparables

VI.A: Percent Change in Equalized Value

Percent Change in Equalized Value



See Appendix "WI DPI Analysis of General Aid and Equalization Aid Formula Components" for Comparisons to State Increases


VI.A: Mill Rate and Taxes

Mill Rate can increase, even when taxes decrease

$$\text{Mill Rate} = \text{taxes} / \text{property} (\$1000)$$

EXAMPLE YEAR 1


School Taxes: \$2,000 each



$$\begin{array}{r} \text{MILL RATE} \\ \hline \$2000 \\ \$200 \\ \hline = \\ \mathbf{\$10.00} \end{array}$$

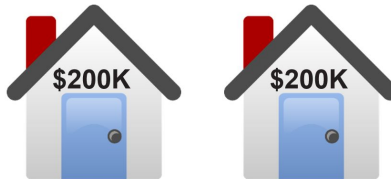
EXAMPLE YEAR 2

School Taxes: \$1,944 each
2.8% decrease from previous year



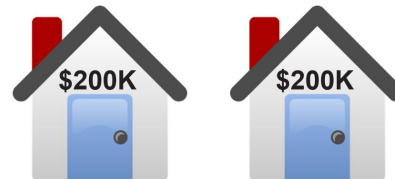
$$\begin{array}{r} \text{MILL RATE} \\ \hline \$1944 \\ \$190 \\ \hline = \\ \mathbf{\$10.23} \end{array}$$

EAST TROY 2016-17



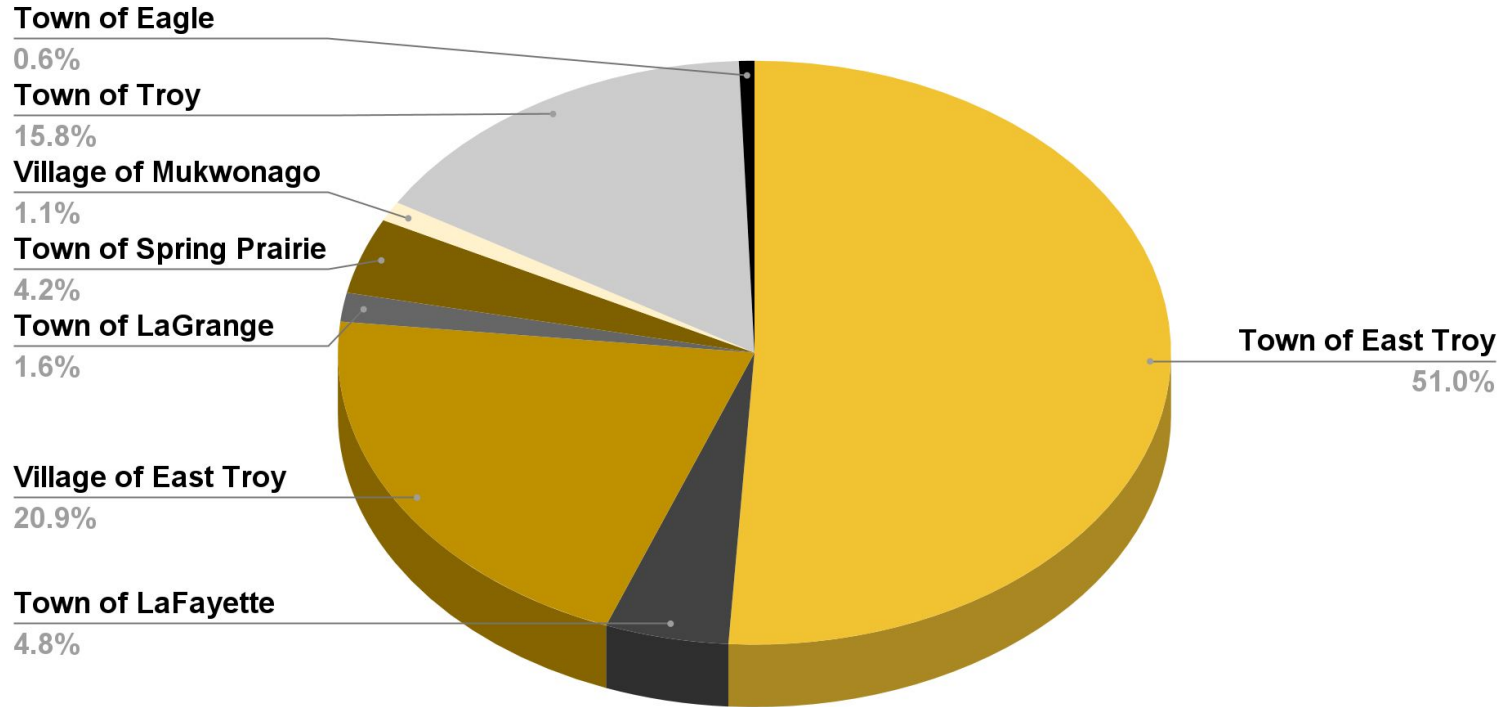
$$\begin{array}{r} \text{MILL RATE} \\ \hline \$1,938 \\ \$200 \\ \hline = \\ \mathbf{\$9.69} \end{array}$$

EAST TROY 2016-17



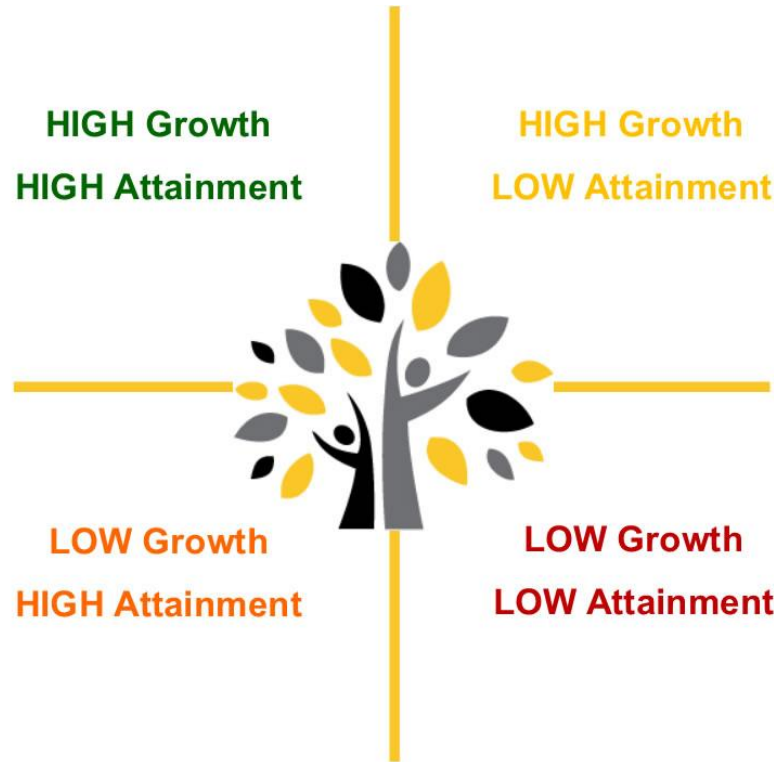
$$\begin{array}{r} \text{MILL RATE} \\ \hline \$1,976 \\ \$200 \\ \hline = \\ \mathbf{\$9.88} \end{array}$$

2016-17 ETCSD Tax Levy



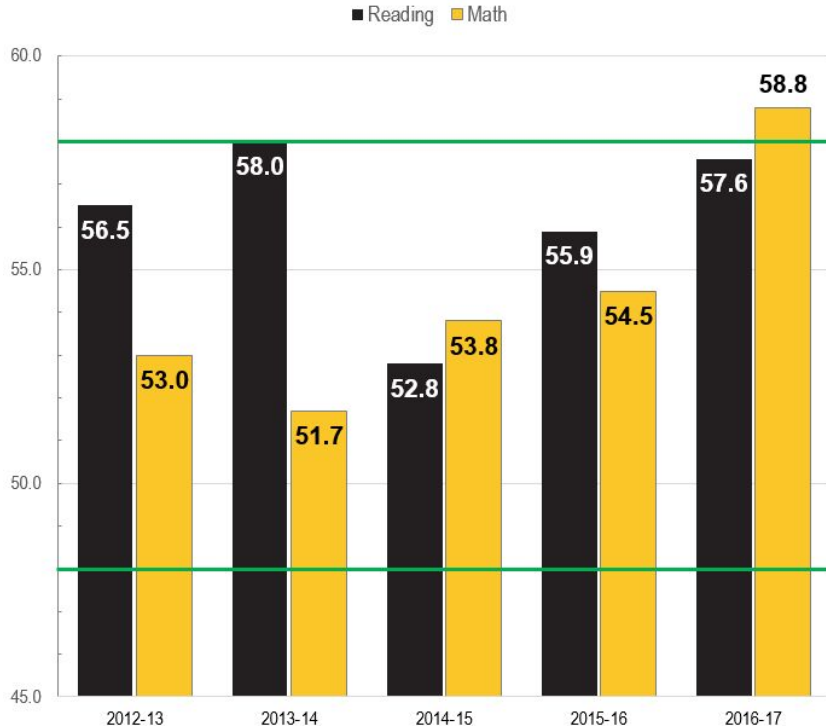
See Appendix "Tax Bill Analysis" for steps to understand the components of a tax bill.

VI.B: Learning Growth and Attainment



VI.B: MAP Growth Results (Districtwide, 5K-8)

**Percent of East Troy Students Meeting
MAP Individual Growth Target**
(Typical Growth per NWEA = 48%-58%)



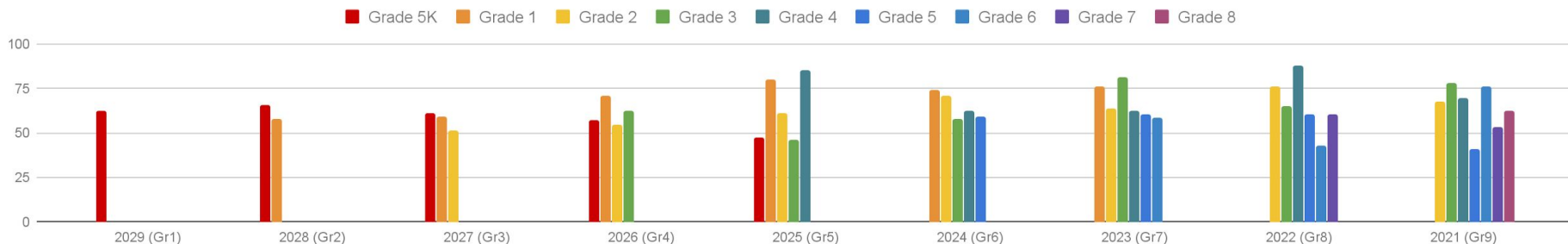
According to NWEA, about 48-58% of students reach their individual growth target.

East Troy meets and exceeds
typical growth for math and reading
for grades 5K through 8.

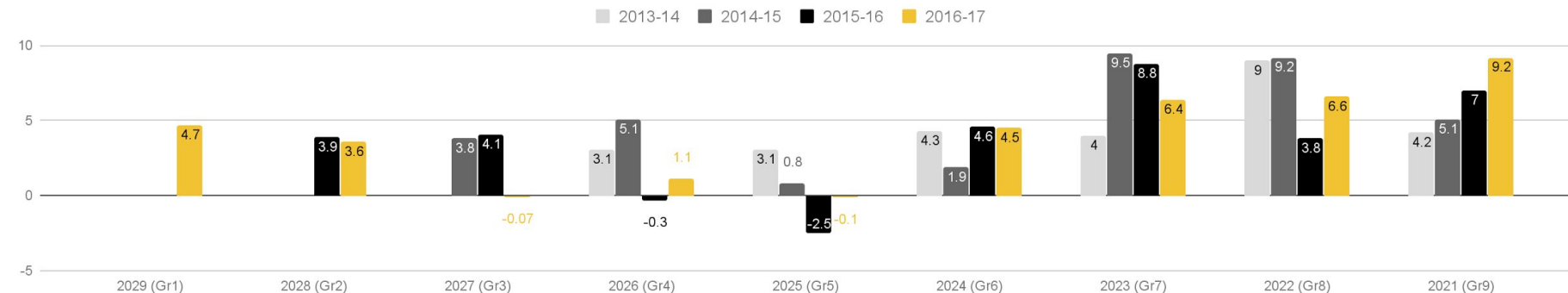
VI.B: MAP Growth & Attainment (By Cohort)

Using growth & attainment data to set goals for incoming students

Percent of Students Meeting MAP MATH Growth Target by Cohort



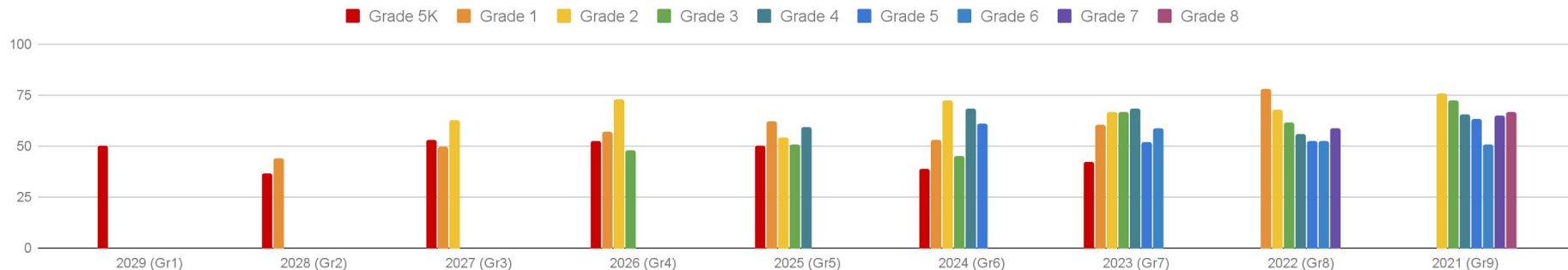
Math Points East Troy Grade Level Mean Above/Below NWEA National Norm



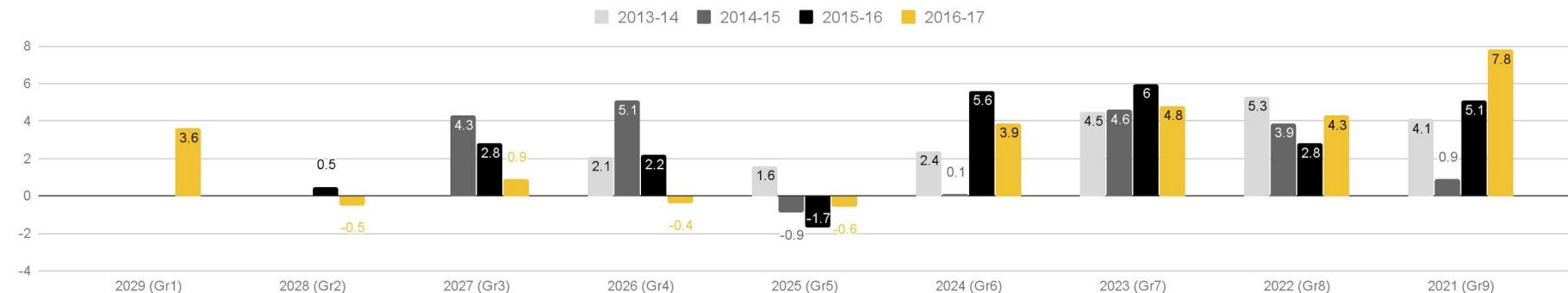
VI.B: MAP Growth & Attainment (By Cohort)

Using growth & attainment data to set goals for incoming students

Percent of Students Meeting MAP READING Growth Target by Cohort

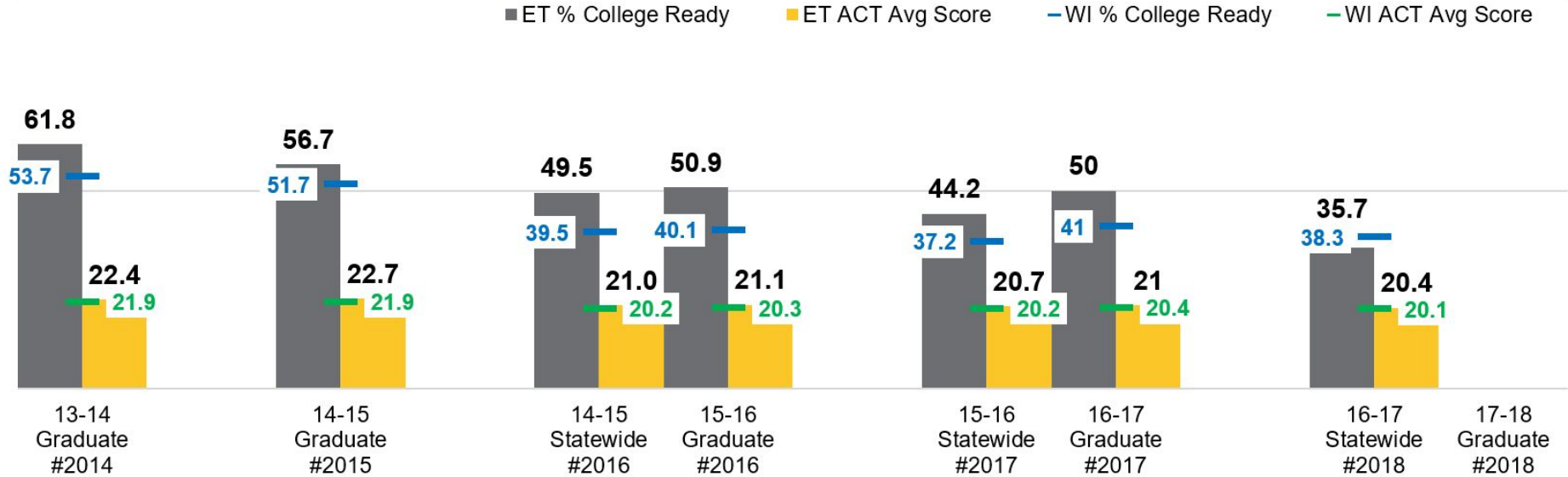


Reading Points East Troy Grade Level Mean Above/Below NWEA National Norm



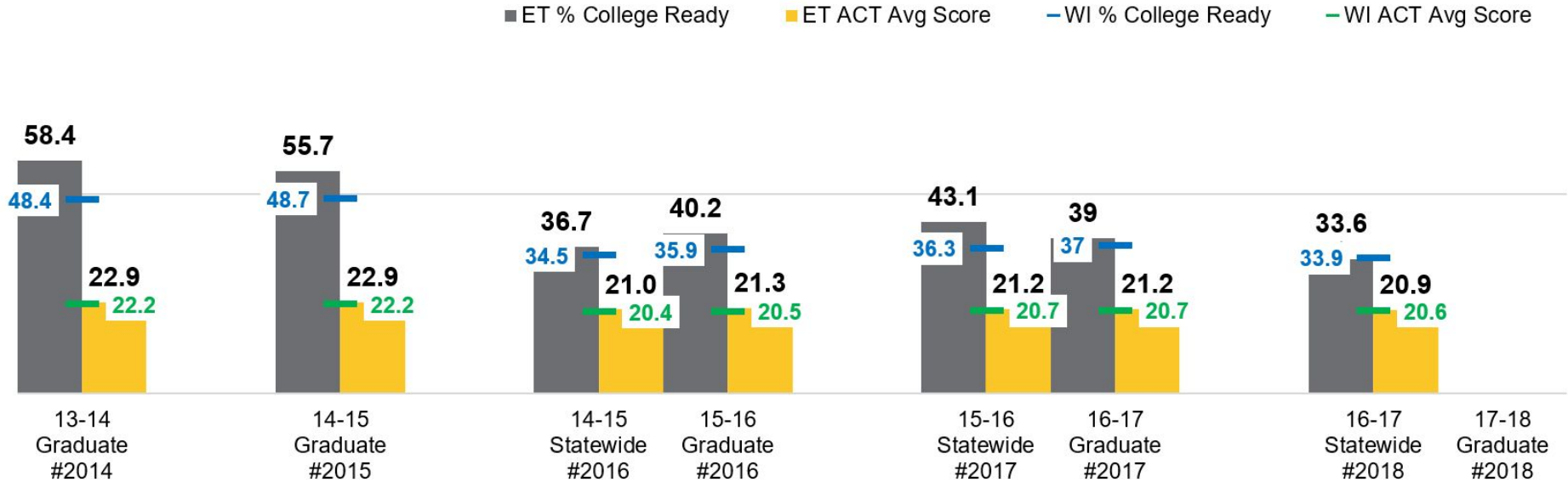
VI.B: ACT Results-Math

ACT Average Scores and Percent College Ready in MATH



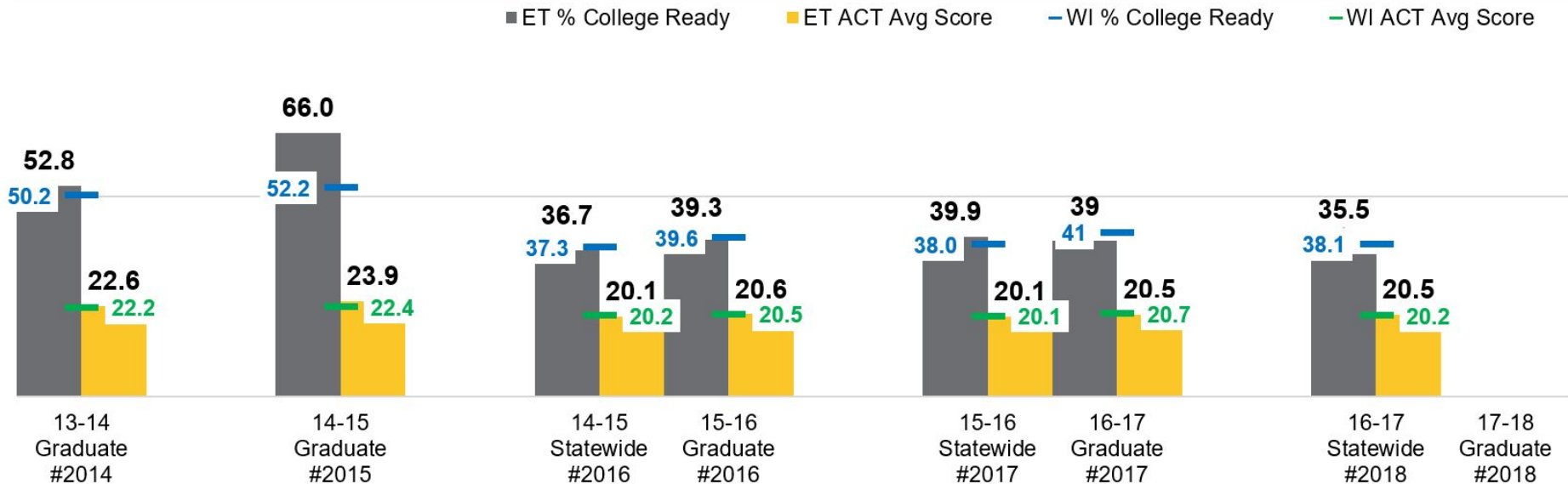
VI.B: ACT Results-Science

ACT Average Scores and Percent College Ready in SCIENCE



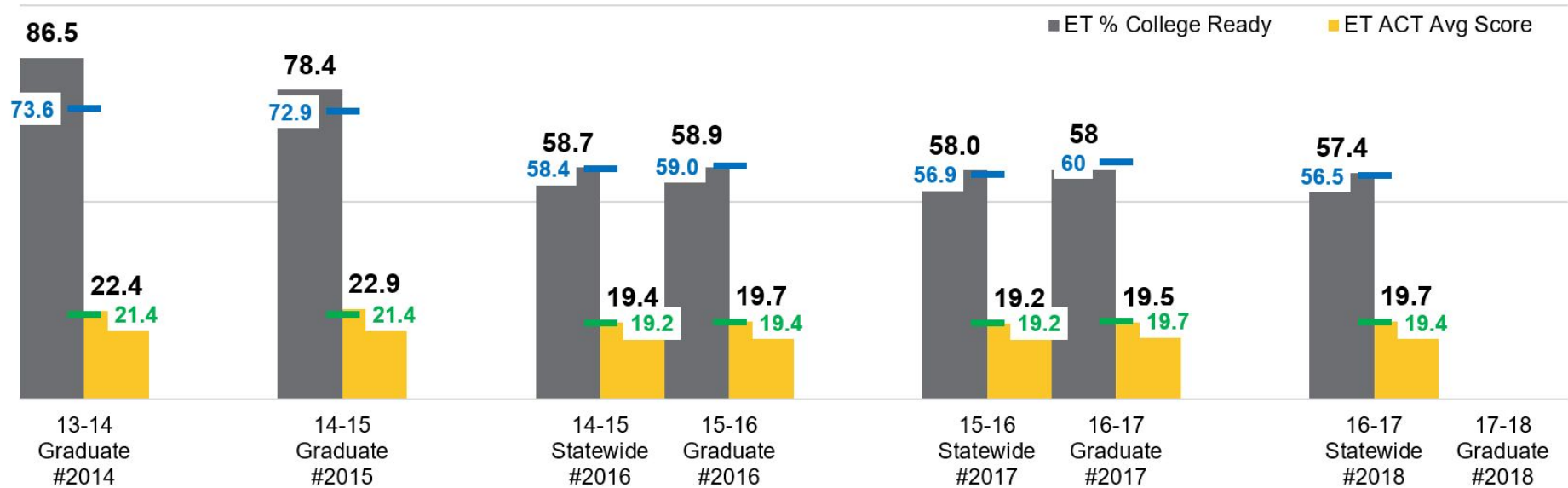
VI.B: ACT Results-Reading

ACT Average Scores and Percent College Ready in READING



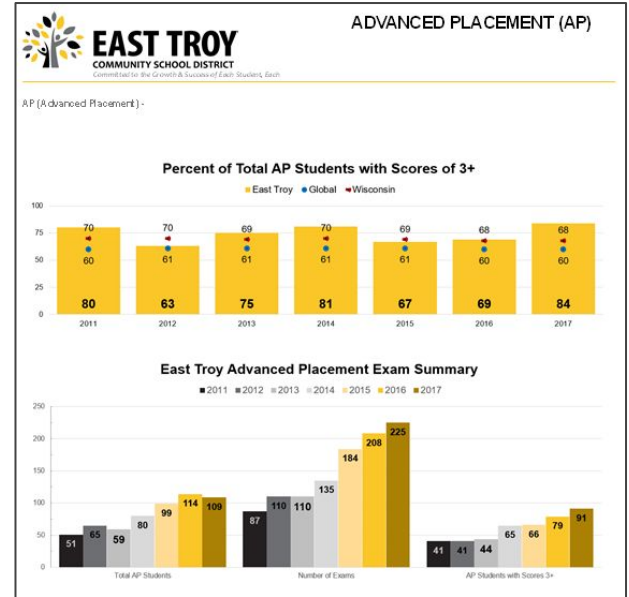
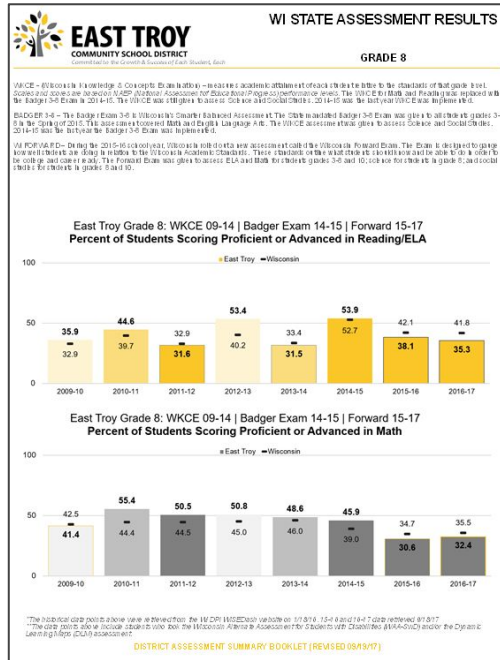
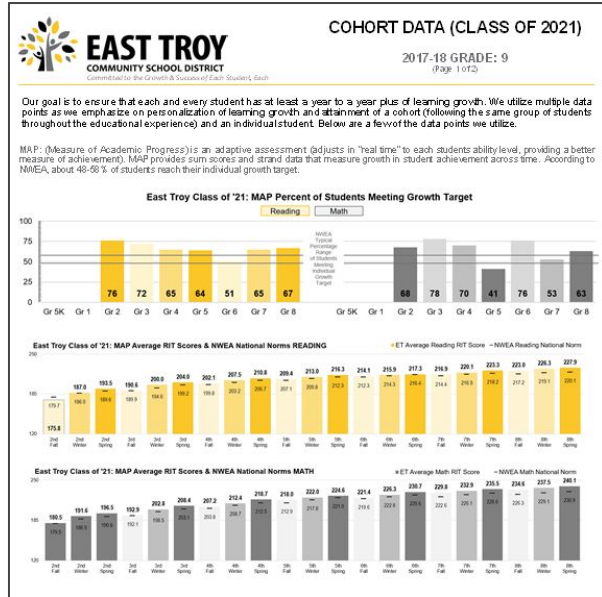
VI.B: ACT Results-English

ACT Average Scores and Percent College Ready in ENGLISH



VI.B: Student Assessment Data

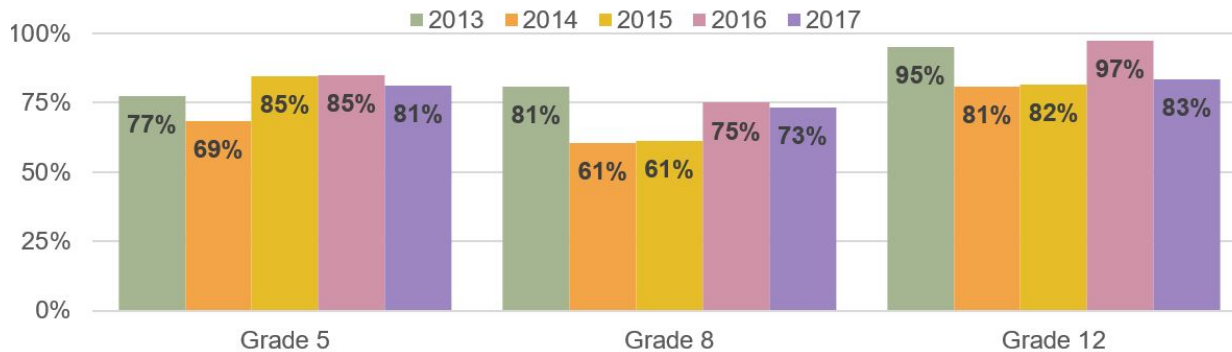
Grade level and cohort graphs can be found as an attachment to the Annual Meeting Booklet and on the District Website.



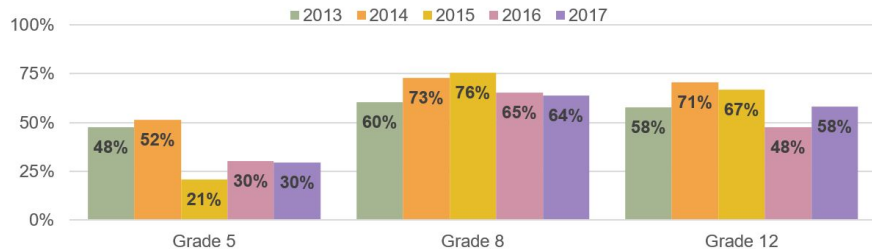
Other District Data Points (including PBIS and YRBS) can be found on the District website.

VI.C: School Perceptions Survey

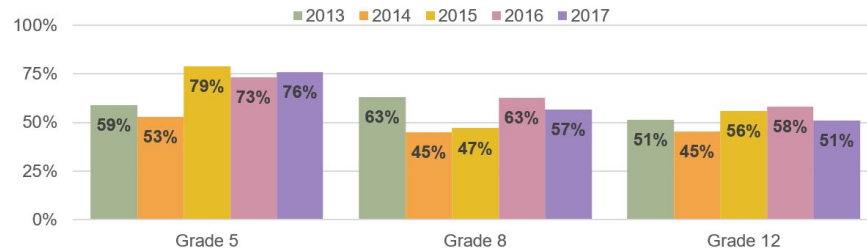
Learning can be fun.



School was boring.

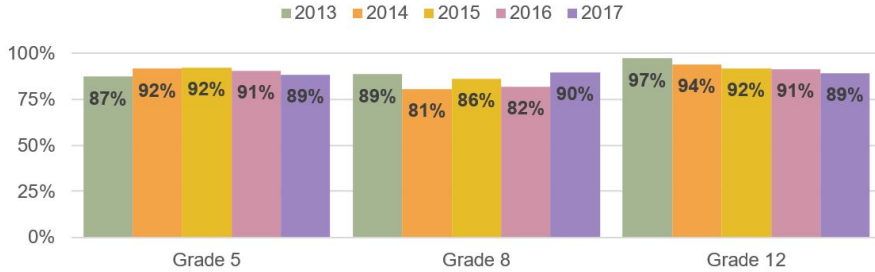


I enjoy being at school.

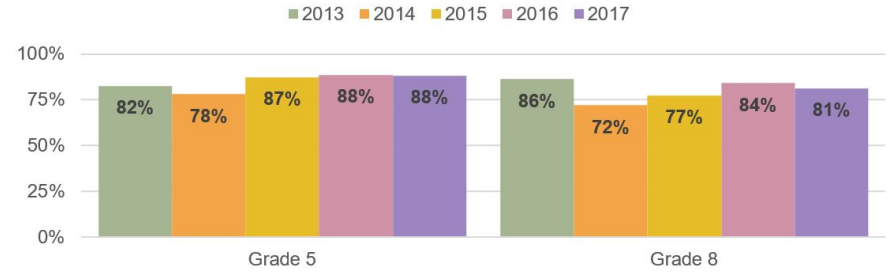


VI.C: School Perceptions Survey (Relationships)

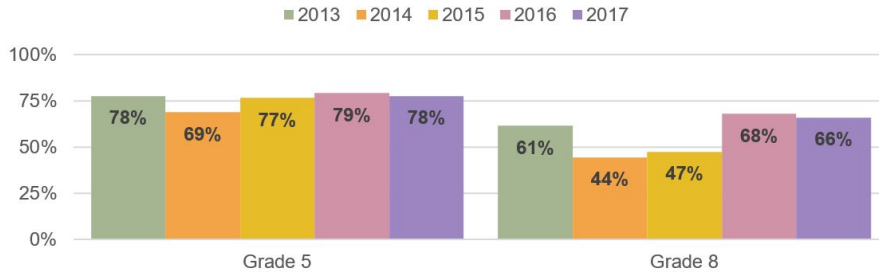
I felt safe at school / in the school building.



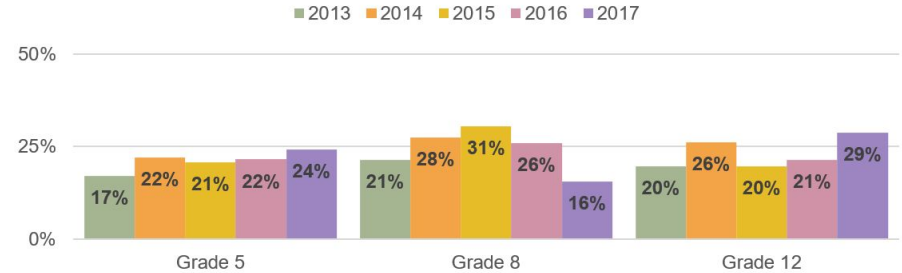
I had positive relationships/connections with adults at school.



The school does a good job trying to prevent bullying from happening.

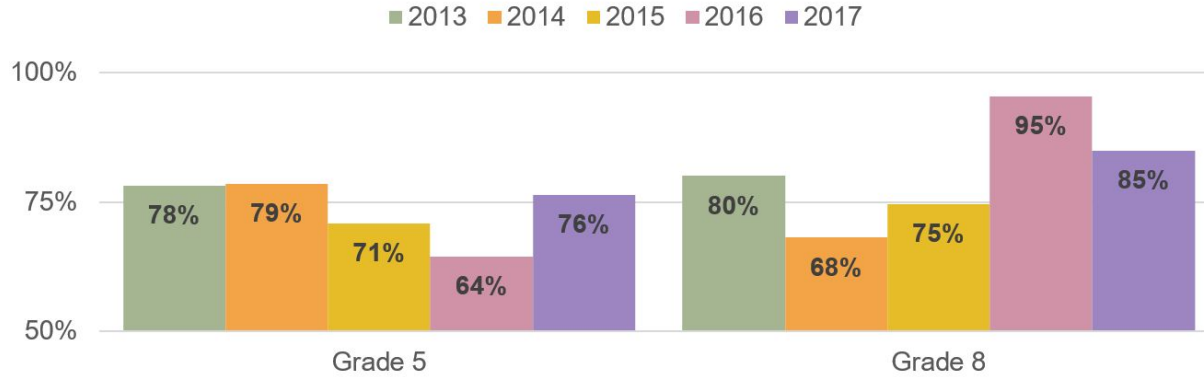


Interference: Didn't feel part of school

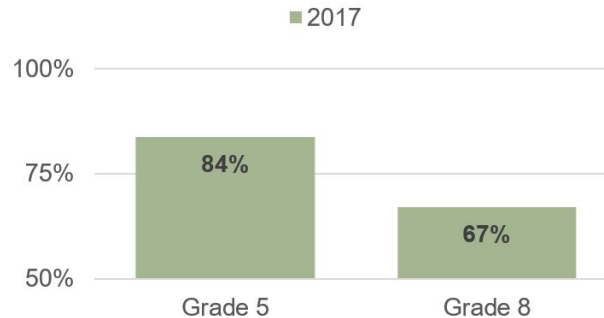


VI.C: School Perceptions Survey (Facilities)

Our school had adequate classroom space.

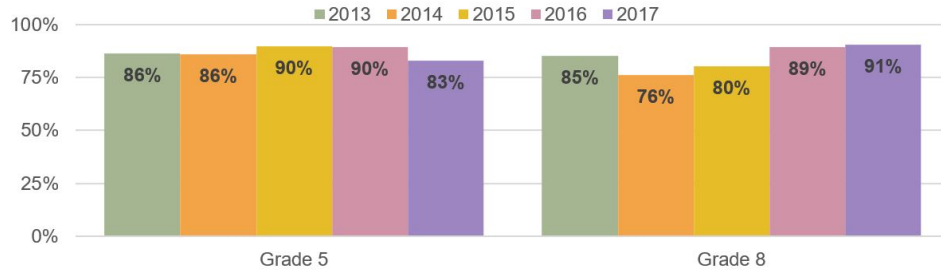


Our classroom spaces and furnishings make learning environments enjoyable.

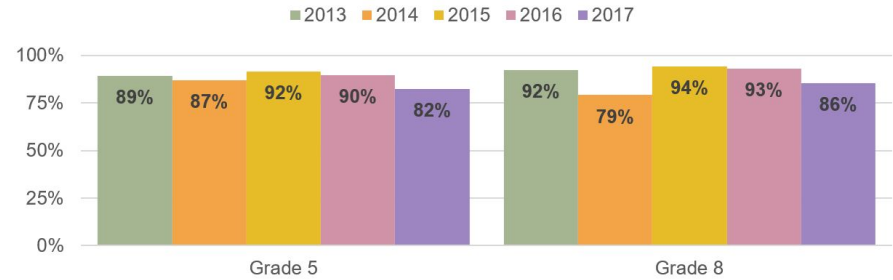


VI.C: School Perceptions Survey (Instruction)

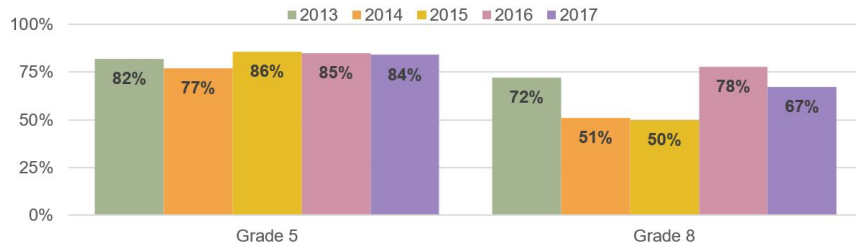
I understood how my school work would be graded.



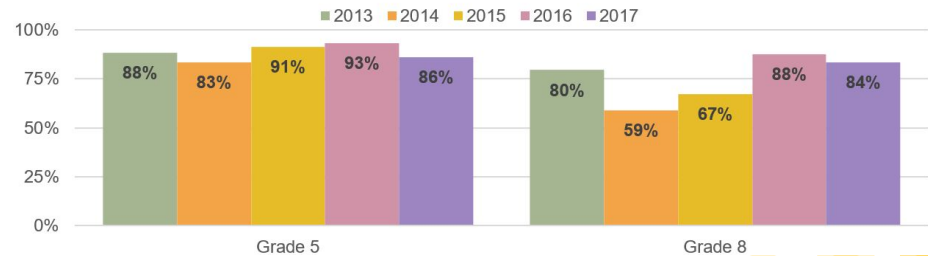
I knew how well I was doing in my classes throughout the course/year.



My classes were interesting.

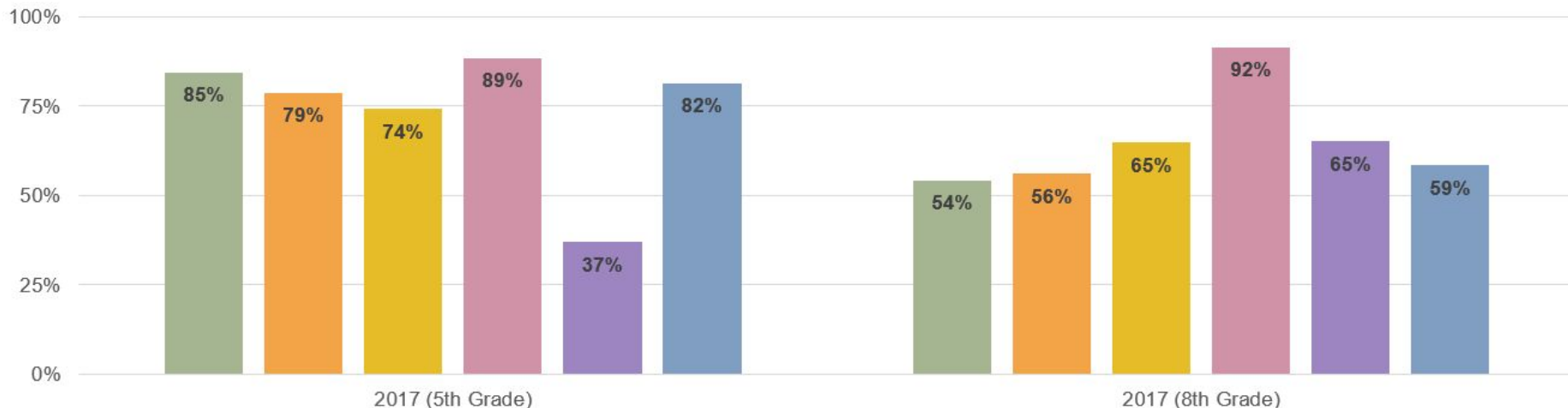


Teachers in our school taught things in a way I could understand.



VI.C: School Perceptions Survey (Instruction)

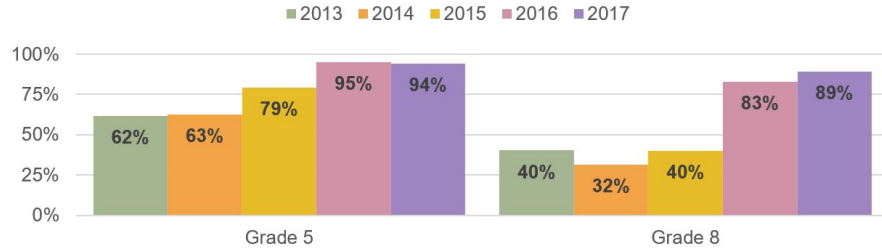
2017 School Perceptions: Instruction



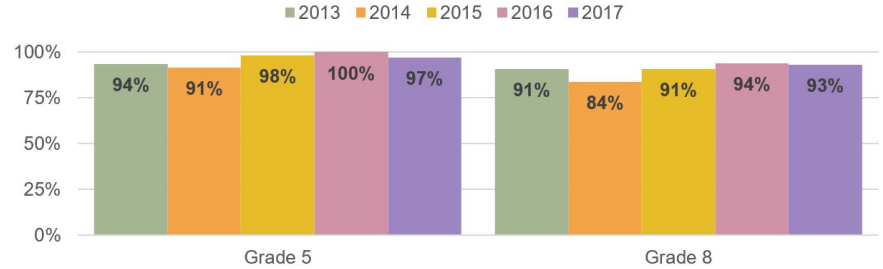
- Each of my classes had me set goals based upon what I understood and did not understand related to curriculum.
- I was allowed to choose the method of demonstrating my learning.
- I was provided much opportunity for choice and voice in determining how I would represent my learning.
- I was well aware of what was expected to be learned (learning targets) and continually had to demonstrate how I was learning these targets
- I was allowed to retake all tests and quizzes, improve upon projects toward representing more accurate learning.
- Learning experiences in my classes were very authentic/real world experiences

VI.C: School Perceptions Survey (Technology)

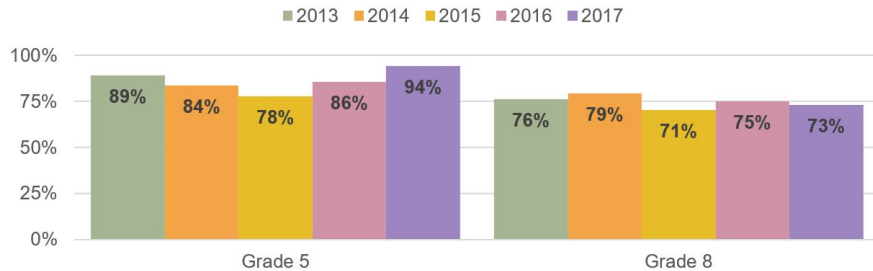
My teacher allowed me to use technology on a daily basis to assist me with my learning.



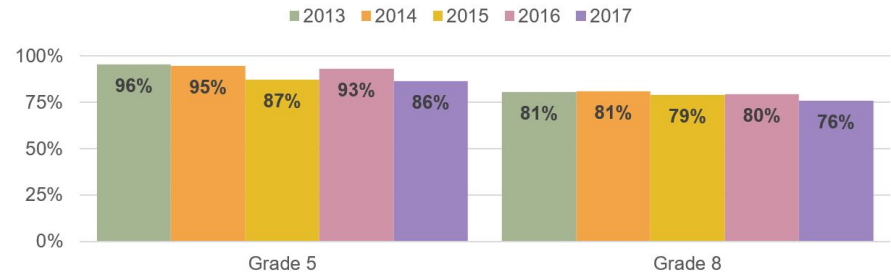
My teachers used technology in their instruction.



Using technology helped me learn more.

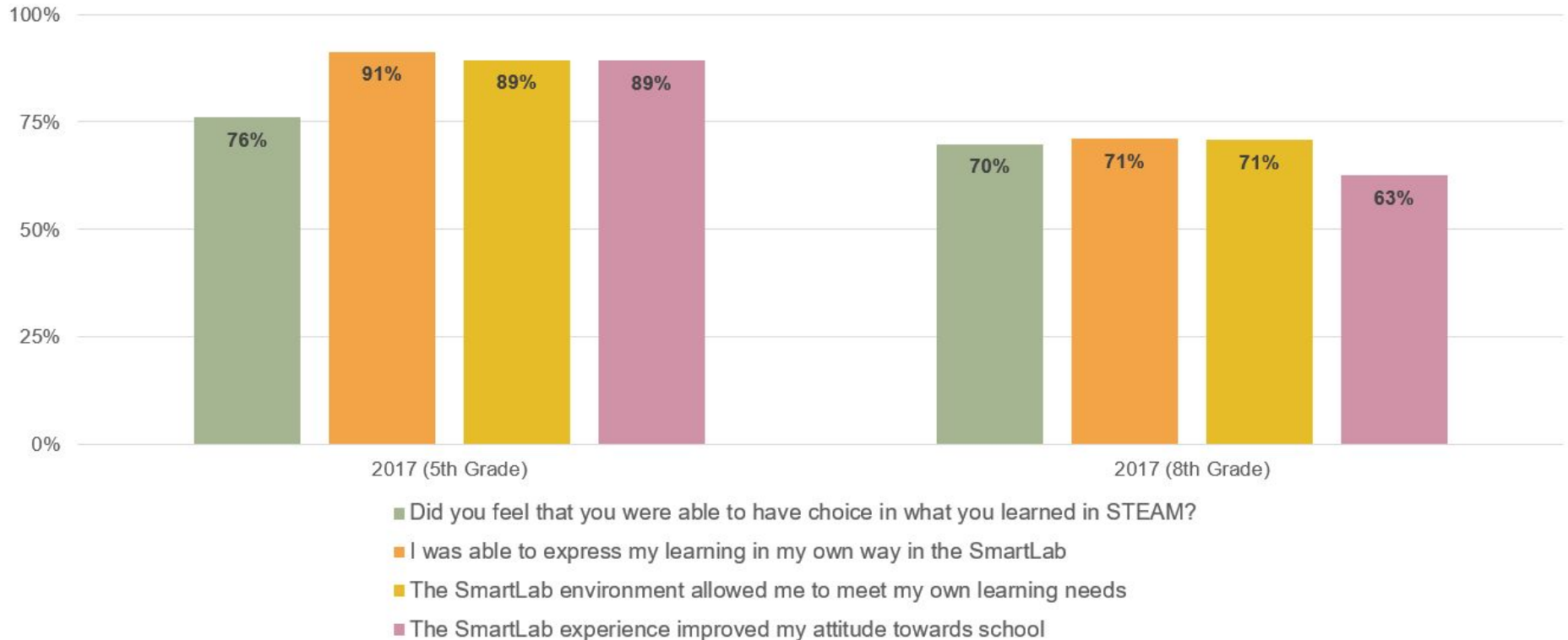


Using technology made learning fun.



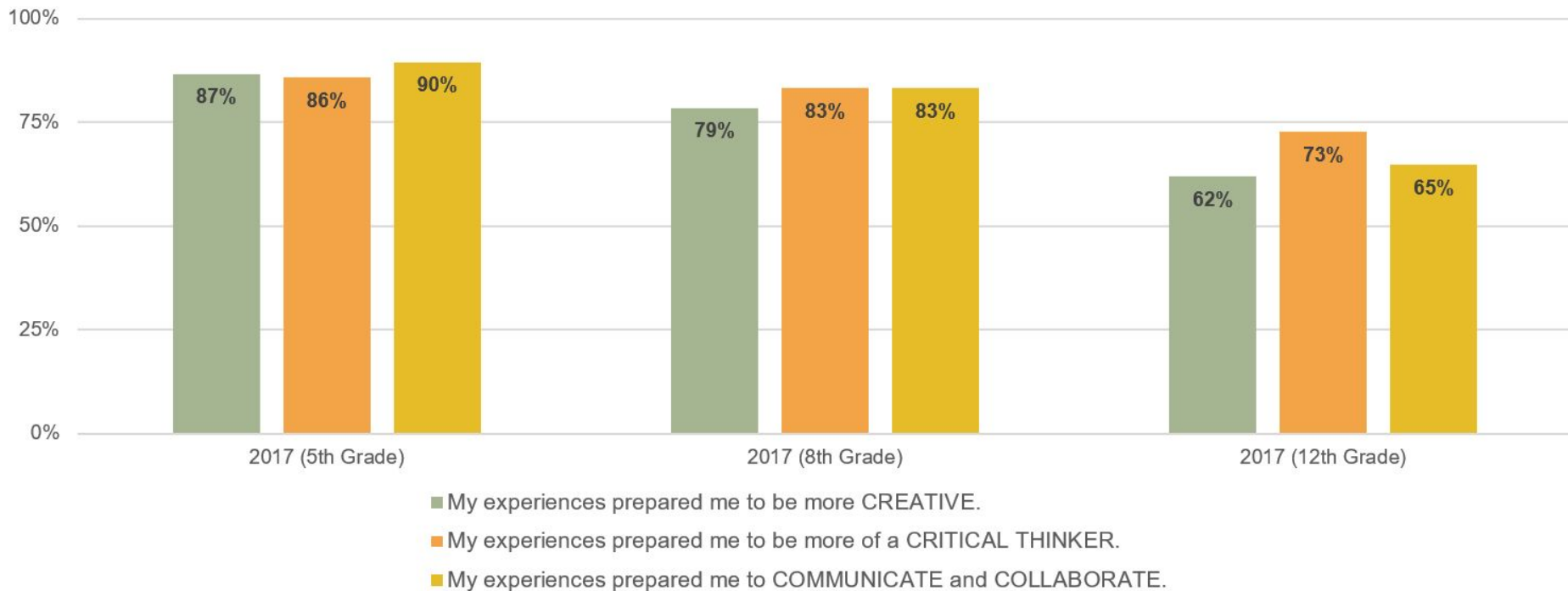
VI.C: School Perceptions Survey (SmartLab)

2017 School Perceptions: SmartLab



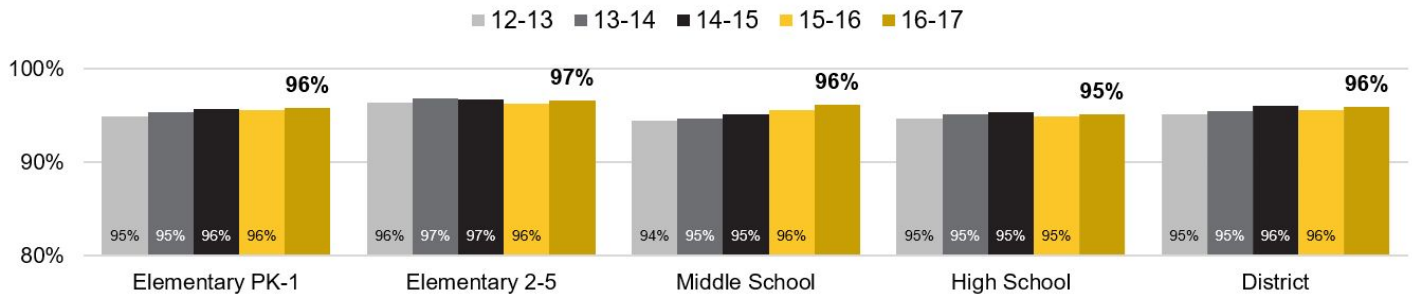
VI.C: School Perceptions Survey

2017 School Perceptions: Creativity, Critical Thinking, Communication, Collaboration



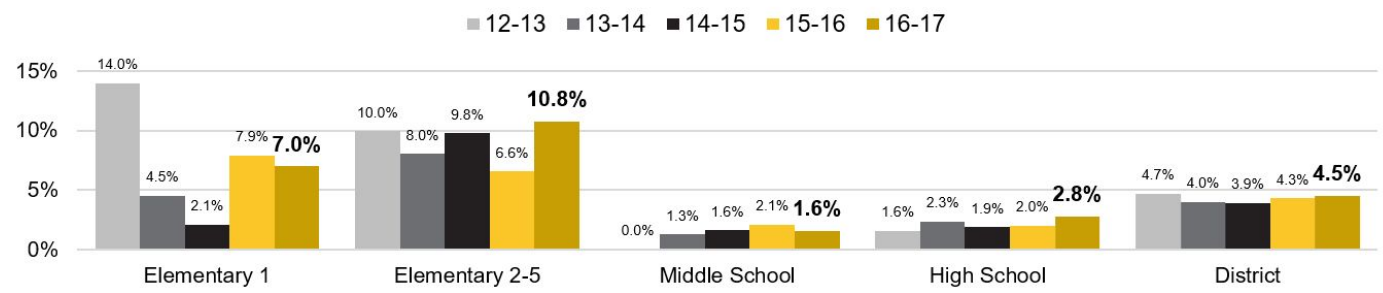
VI.C: Additional Data (Attendance and Truancy)

ETCSD: Attendance



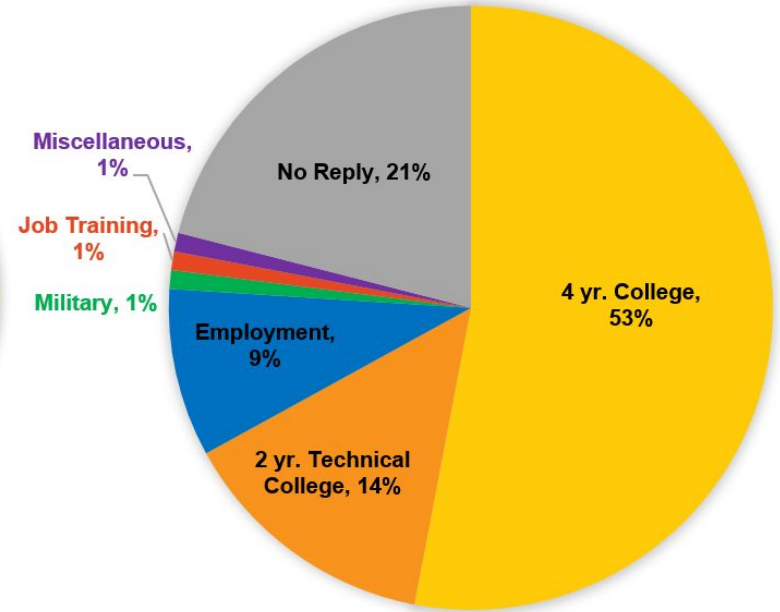
Other District Data Points (including PBIS and YRBS) can be found on the District website.

ETCSD: Truancy Rate

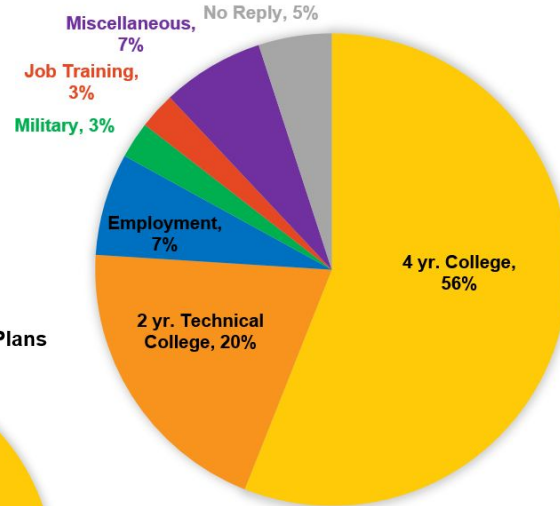


VI.C: Additional Data (Student Graduation Plans)

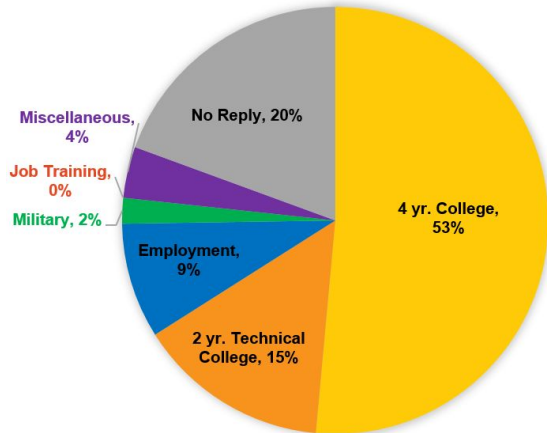
2016-17 ETCS D Post Graduation Plans



2015-16 ETCS D Post Graduation Plans



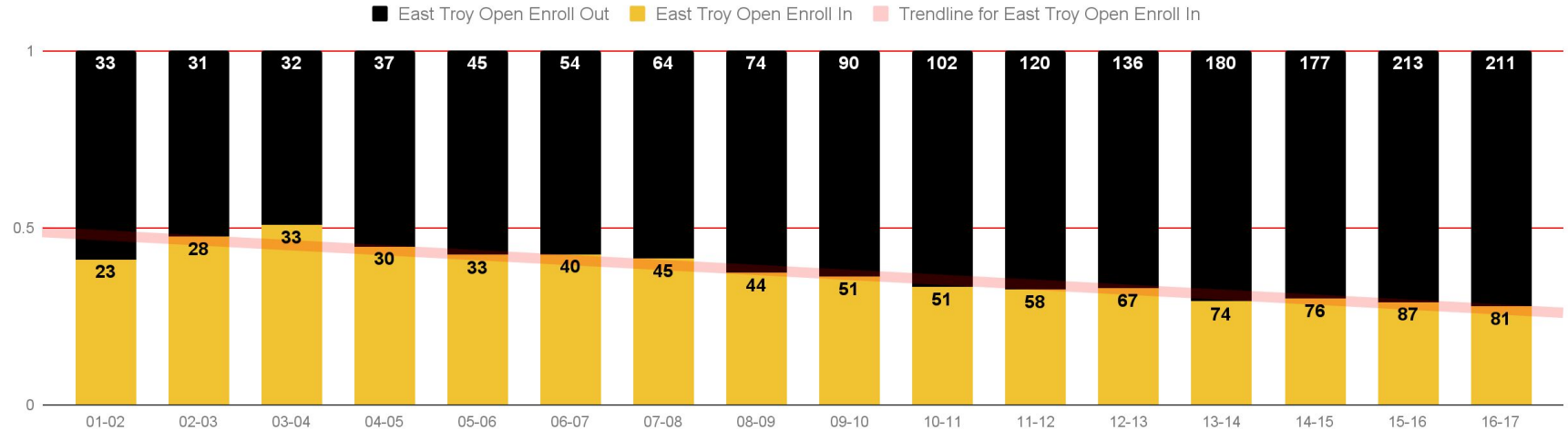
2014-15 ETCS D Post Graduation Plans



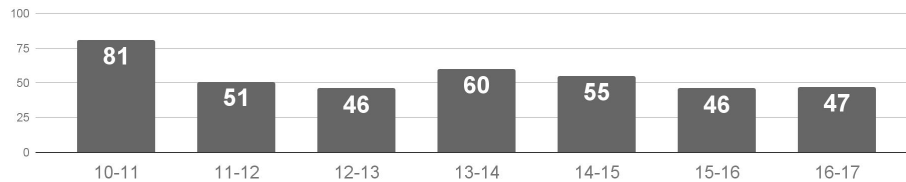
Other District Data Points (including PBIS and YRBS) can be found on the District website.

VI.C: Additional Data (Open Enrollment)

East Troy Open Enroll In and East Troy Open Enroll Out



ETCSD Number of Home School Students By Year



VII: 2016-17 Treasurer's Report

General Fund			Special Education Fund	
<u>Expenditures</u>	<u>Revenues</u>		<u>Expenditures</u>	<u>Revenues</u>
18,992,895	18,992,895	Budgeted	2,275,602	2,275,602
18,927,613	19,143,269	Unaudited	2,115,451	2,115,451
-65,282	+150,374	Variance	-160,151	-160,151

**Total fund balance increase of \$215,656; although \$120,000
Is reserved for future chromebook replacement. Net: \$95,656.**

(The difference between final revenue vs expenditures)

VIII: 2017-18 Budget

Revenue Limit	\$0 per pupil increase
Per Pupil Aid	\$50 increase (projected)

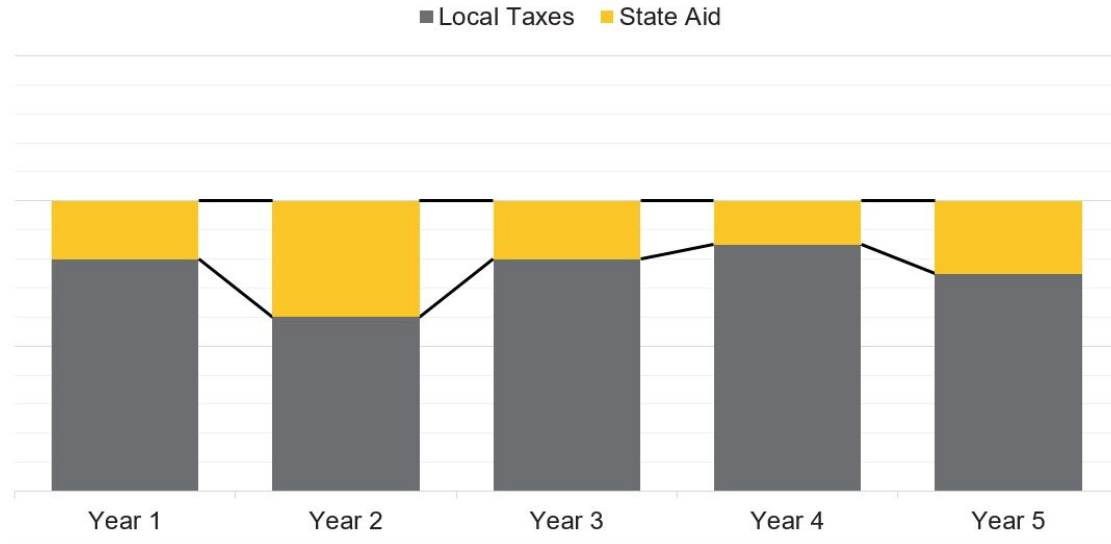
With no student growth in the revenue limit formula, this is a 0.5% revenue limit increase.

VIII: State Aid & Local Taxes Relationship

Local Tax amounts (property taxes) are dependent on State Aid amounts

Key Aspects From Year to Year

- State Aid increases and decreases
- Local taxpayers are likely to see an inverse increase/decrease of property taxes
- **School District Overall Revenues do not increase**





IX: Budget Hearing

By S. 65.90 Wis. Stats, common school districts must hold the public budget hearing at the time and place of the annual meeting.

Residents have an opportunity to comment on the proposed budget.



IX: District Funds


#	Fund Name	Notes
10	General	Used to record district financial activities for current operations, except those activities required to be accounted for in separate funds.
21	Special Revenue Trust	Gift / Donations Fund – prudent when project directed by donation will cross fiscal years
27	Special Education	Exceptional Educational Needs/Federal Handicapped/Other
30	Debt Services	Irrepealable debt tax levy and related revenues. Principal, interest, and related long-term
38	Non-referendum Approved Debt Service	Within the revenue limit
39	Referendum Approved Debt Service	Voter approved, outside of the revenue limit
49	Capital Projects Fund	Used for transactions financed with bonds, promissory notes issued per statute.

IX: District Funds

#	Fund Name	Notes
50	Food Service	Federal regulations require separate accounting for Food Service. Fund deficit must be eliminated through transfer from the General Fund. Fund balance must be retained for use in Food Service.
70	Trust	These funds are used to account for assets held by the district in a trustee capacity for individuals, private organizations, or other governments. East Troy utilizes this fund for its scholarship donations.
80	Community Service	Fund established through S. 120.13 and 120.61, Wis. Stats. Allows a school board to permit use of district property for civic purposes. Examples of activities could include adult education, community recreation programs, and/or day care services. Act 20 created new requirements for this Fund for the 2013-14 school year, however starting with the 15-16 school year, the levy freeze and reporting requirements have been discontinued.

IX: Long Term Debt (As of June 30, 2017)

	<u>Remaining Principal</u>	<u>Debt Expiration Date</u>
<u>Fund 38</u>	\$190,310	Sept 19, 2018
<u>Fund 39</u>	completed	March 1, 2018
<u>New Principal Fund 39</u>	\$22,765,000	March 1, 2036




X: Resolution A (Adoption of Tax Levy)

Sample Resolution for Citizen to make motion:

Please state your name to the clerk prior to making a motion to adopt a resolution

“Mr. Chairperson, be it resolved that there be levied a school tax against all taxable property within the District in the sum of \$14,888,491 necessary to operate and maintain the school system, and to finance the capital outlay and debt service of said system for the 2017-18 school year which budget is approved.”



XI: Resolution B (Salaries for Board of Education Members)

Sample Resolution for Citizen to make motion:

Please state your name to the clerk prior to making a motion to adopt a resolution

“Mr. Chairperson, may it it resolved that the Board of Education Salaries be set at \$(dollar amount - suggestion \$2,500) for the 2017-18 school term.”

XII: Resolution C (Set Date & Time for 2017-18 Meeting)

Sample Resolution for Citizen to make motion:

Please state your name to the clerk prior to making a motion to adopt a resolution

“Mr. Chairperson, may it be resolved that the
2018-19 Annual Meeting be set for
September 24, 2018 at 6:00 p.m.”




XIII: Resolution D (Acquisition of Real Property)

Sample Resolution for Citizen to make motion:

Please state your name to the clerk prior to making a motion to adopt a resolution

“Mr. Chairperson, may it be resolved that the East Troy Community School District may purchase real property (land and/or buildings).”






XIV: Resolution E (Leasing of Property)

Sample Resolution for Citizen to make motion:

Please state your name to the clerk prior to making a motion to adopt a resolution

“Mr. Chairperson, may it be resolved that the East Troy Community School District may Lease school sites, buildings, and equipment not needed for school purposes to any person for any lawful use at a reasonable rental.”





XV: New Business

XVI: Adjourn

After a short break, the
Regular Meeting of the Board of Education
of September 25, 2017 will be held.

